

# Kindergarten

2-16-18

## Weekly Newsletter

### Important Information

- Check out <http://www.readingrockets.org/blogs/shanahan-literacy/11-ways-parents-can-help-their-children-read> for some recommendations on how to help your child learn how to read.
- February 21<sup>st</sup>, 22<sup>nd</sup>, 23<sup>rd</sup> is now being used as make up days instead of Winter Break. We look forward to seeing you back on these days! :)
- Please remember to send medical/parent notes when your child returns from being absent.

### Reading/Language Arts

- ★ BIG Books
- ★ Shared Reading
- ★ Nursery Rhymes and Rhyming Poems
- ★ Word Study (words ending in): -an, -ag
- ★ High Frequency Words: the, of, and, a, to, of, in, is, you, that, he, was, for, on, are, like, me, she, can, go, this, my, be, play, here, down, her, jump, see, at

### Writing

- ✎ Letter Formation
- ✎ Listening to stories and writing to tell about events.
- ✎ Sounding out words to write a sentence.

### Math

- ★ Measuring Items (i.e. length, weight, size, capacity)
- ★ Recognizing and comparing 2D and 3D shapes
- ★ components and drawing shapes
- ★ Recognizing, Counting with, and writing numbers 0-20
- ★ Representing numbers 0-20 through pictures, ten frames, etc.
- ★ Comparing and ordering numbers 1-20



February 19<sup>th</sup>-20<sup>th</sup> Winter Break  
February 21<sup>st</sup>-23<sup>rd</sup> Students Come to school



March 2<sup>nd</sup> Read Across America Day  
March 8<sup>th</sup>-15<sup>th</sup> Book Fair  
March 11<sup>th</sup> Daylight Savings Time  
March 23<sup>rd</sup> Report Cards Go Home



April 2<sup>nd</sup>-6<sup>th</sup> Spring Break








## Tips

### Addition


Looking for fun ways to work with your child on addition???

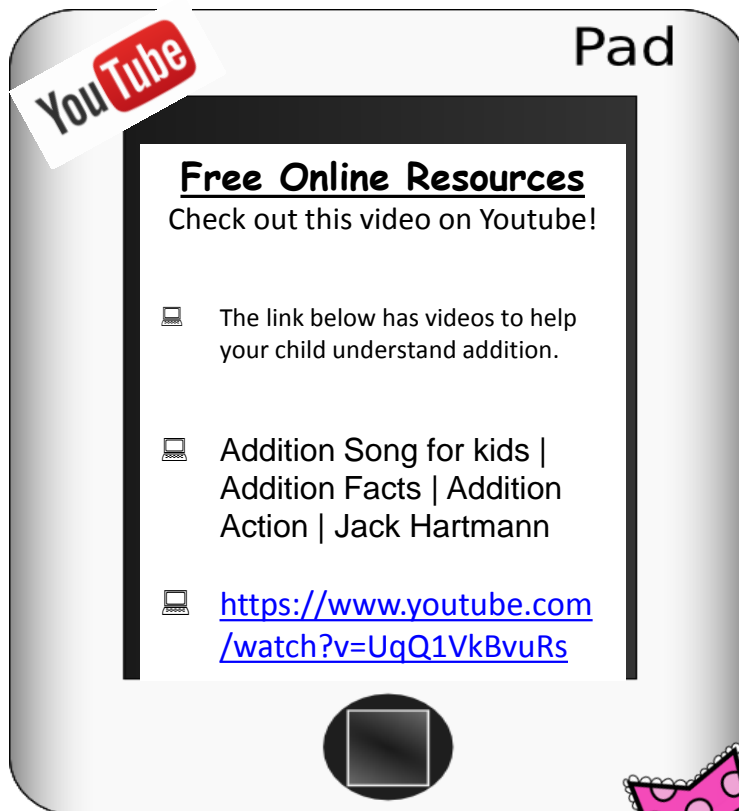

-  Create story problems with your child-use any items to help (i.e. Susie had 2 brownies and her teddy bear had 1. How many brownies did they have together?)
-  Create some pipe cleaners with beads on them. Have your child move the beads with a story problem or with a flash card.



## Thinking Outside The Box




### Number Sense

-  Help your child continue to grow their understanding of numbers by doing activities where numbers are represented in different ways (i.e. pictures of items, amount shown on dice, number word, ten frame, tally marks, etc.)



## Activity To Try

### Make Your Own Balance

-  Start by taking applesauce, Jello, or Minute Rice cups and drilling 3 holes (equal distance apart) in each cup
-  Use string to attach each cup onto a hanger. Place a piece of tape on the string to keep it from slipping.
-  Place items in the cups to compare weights.

